

APPROVALS:

TYPE:
NOTES:

JOB:

BOLLARD - BOSFG



FEATURES

- Extruded aluminum housing
- Vandal resistant screws
- Borosilicate glass refractor
- Easy install integrated flush-mount system
- Optional surge protection
- Emergency available
- 0-10V Dimmable
- IP65

PRODUCT SPECIFICATIONS

INPUT VOLTAGE:

- 120-277V

CONSTRUCTION:

- Extruded aluminum housing
- Easy install integrated flush-mount system
- Vandal resistant screws
- Sealed driver compartment

BODY FINISH:

- Powdercoat finish in Architectural Bronze or Black
- All parts painted after fabrication to facilitate safe installation with smooth edges, increase efficiency, and inhibit corrosion

LENS:

- Clear prismatic borosilicate glass refractor
- Clear impact-resistant polycarbonate lens

BEAM ANGLE:

- Type 3
- Type 5

CONTROL OPTIONS:

- 0-10V Dimmable
- Emergency compatible accessory available

MOUNTING:

- Mounting kit w/8" anchor bolts as standard, other lengths available
- Root mounting kit available

COLOR TEMPERATURE: 4000K, 5000K

CRI: Up to 80

EFFICACY: Up to 73lm/W

IGNITION TIME: Less than 1sec.

OPERATING TEMPERATURE: -20°C to 40°C

POWER FACTOR: Greater than 0.90

IP RATING: IP65

ORDERING MATRIX

Sample Number: BOSFG3QF1X15U4KZSP

PREFIX	DISTRIBUTION	WATTAGE	VOLTAGE	CCT	COLOR	OPTIONS
BOSFG3Q = Type 3	F1X = Medium	15 = 15W (1100lm)	U =120-277V	4K =4000K	Z =Bronze	SP =Surge Protection
BOSFG5Q = Type 5				5K =5000K	B =Black	

ACCESSORIES

PART NUMBER	DESCRIPTION
BOLAN4	Mounting Kit, Bracket+Anchor Bolts (3) 4"
BOLAN8	Mounting Kit, Bracket+Anchor Bolts (3) 8"
BOLAN12	Mounting Kit, Bracket+Anchor Bolts (3) 12"
BOLAN15	Mounting Kit, Bracket+Anchor Bolts (3) 15"
BOLRM	Root Mounting Kit
3EBL120277	90 Min Battery Backup

US Help line - **1 800 645-6460**
 p - **281 978-2509**
 e - **us_sales@luceco.com**

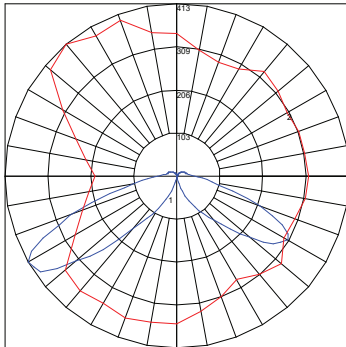
Luceco Inc
 11050 West Little York Rd Building C-1
 Houston, TX 77041

Visit our website at

www.luceco.com

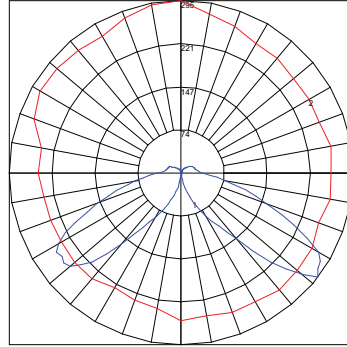
POLAR CANDELA DISTRIBUTION

TYPE 3



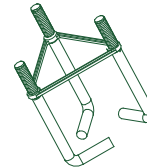
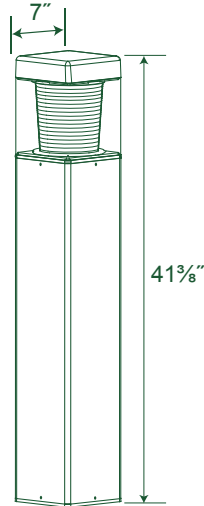
Maximum Candela = 412.523 Located At Horizontal Angle = 130, Vertical Angle = 60
 # 1 - Vertical Plane Through Horizontal Angles (130 - 310) (Through Max. Cd.)
 # 2 - Horizontal Cone Through Vertical Angle (60) (Through Max. Cd.)

TYPE 5



Maximum Candela = 294.572 Located At Horizontal Angle = 90, Vertical Angle = 52.5
 # 1 - Vertical Plane Through Horizontal Angles (90 - 270) (Through Max. Cd.)
 # 2 - Horizontal Cone Through Vertical Angle (52.5) (Through Max. Cd.)

DIMENSIONS



BOLAN - Mounting Kit



BOLRM - Root Mounting Kit

STANDARDS

RoHS	Complies with restriction of the use of certain hazardous substances
UL	Luminaires, light-emitting-diode



ATTRIBUTES

PART NUMBER	DISTRIBUTION	WATTAGE	LUMENS	lm/W
BOSFG3	Type 3	15W	1100lm	73
BOSFG5	Type 5	15W	1100lm	73

US Help line - **1 800 645-6460**
 p - **281 978-2509**
 e - **us_sales@luceco.com**

Luceco Inc
 11050 West Little York Rd Building C-1
 Houston, TX 77041

Visit our website at

www.luceco.com