

APPROVALS:

TYPE:  
NOTES:

JOB:

## BOLLARD - BOSFR



### FEATURES

- Extruded aluminum housing
- Vandal resistant screws
- Borosilicate glass refractor
- Easy install integrated flush-mount system
- Optional surge protection
- Emergency available
- 0-10V Dimmable
- IP65

### PRODUCT SPECIFICATIONS

#### INPUT VOLTAGE:

- 120-277V

#### CONSTRUCTION:

- Extruded aluminum housing
- Internal driver tray for easy maintenance
- Easy install integrated flush-mount system
- Vandal resistant screws
- Sealed driver compartment

#### BODY FINISH:

- Powdercoat finish in Architectural Bronze or Black
- All parts painted after fabrication to facilitate safe installation with smooth edges, increase efficiency, and inhibit corrosion

#### LENS:

- Clear prismatic borosilicate glass refractor
- Clear impact-resistant polycarbonate lens

#### BEAM ANGLE: Medium

#### CONTROL OPTIONS:

- 0-10V Dimmable
- Emergency compatible accessory available

#### MOUNTING:

- Mounting kit w/8" anchor bolts as standard, other lengths available
- Root mounting kit available

COLOR TEMPERATURE: 4000K, 5000K

CRI: Up to 80

EFFICACY: Up to 73lm/W

IGNITION TIME: Less than 1sec.

OPERATING TEMPERATURE: -20°C to 40°C

POWER FACTOR: Greater than 0.90

IP RATING: IP65

### ORDERING MATRIX

Sample Number: BOSFRLQF1X15U4KZSP

PREFIX	DISTRIBUTION	WATTAGE	VOLTAGE	CCT	COLOR	OPTIONS
BOSFRLQ	F1X = Medium	15= 15W (1100lm)	U=120-277V	4K=4000K 5K=5000K	Z=Bronze B=Black	SP=Surge Protection

### ACCESSORIES

PART NUMBER	DESCRIPTION
BOLAN4	Mounting Kit, Bracket+Anchor Bolts (3) 4"
BOLAN8	Mounting Kit, Bracket+Anchor Bolts (3) 8"
BOLAN12	Mounting Kit, Bracket+Anchor Bolts (3) 12"
BOLAN15	Mounting Kit, Bracket+Anchor Bolts (3) 15"
BOLRM	Root Mounting Kit
3EBL120277	90 Min Battery Backup

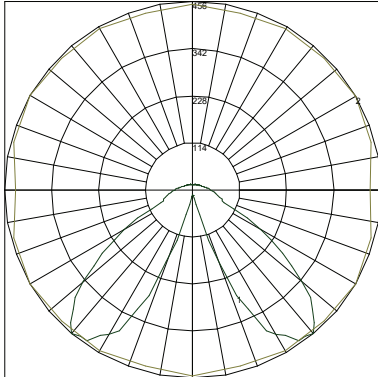
US Help line - **1 800 645-6460**  
p - **281 978-2509**  
e - **us\_sales@luceco.com**

Luceco Inc  
11050 West Little York Rd Building C-1  
Houston, TX 77041

Visit our website at

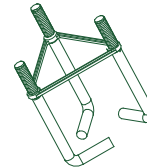
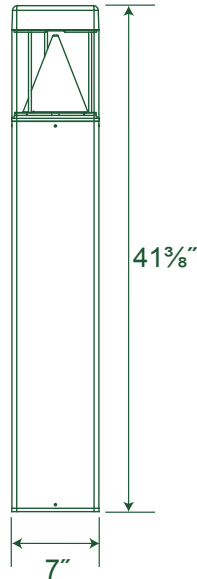
[www.luceco.com](http://www.luceco.com)

## POLAR CANDELA DISTRIBUTION



Maximum Candela = 455.603 Located At Horizontal Angle = 330, Vertical Angle = 40  
 # 1 - Vertical Plane Through Horizontal Angles (330 - 150) (Through Max. Cd.)  
 # 2 - Horizontal Cone Through Vertical Angle (40) (Through Max. Cd.)

## DIMENSIONS



**BOLAN - Mounting Kit**



**BOLRM - Root Mounting Kit**

## STANDARDS

RoHS	Complies with restriction of the use of certain hazardous substances
UL	Luminaires, light-emitting-diode



## ATTRIBUTES

PART NUMBER	DISTRIBUTION	WATTAGE	LUMENS	lm/W
BOSFRL	Medium	15W	1100lm	73

US Help line - **1 800 645-6460**  
 p - **281 978-2509**  
 e - **us\_sales@luceco.com**

Luceco Inc  
 11050 West Little York Rd Building C-1  
 Houston, TX 77041

Visit our website at

**www.luceco.com**