

APPROVALS:

TYPE:
NOTES:

JOB:

ARCHITECTURAL STEPLIGHTS - RECTANGULAR

FEATURES

- Die-cast aluminum housing
- Low-profile face plates
- Tamper-resistant stainless steel hardware
- Silicone gasketed sealed wiring compartment
- Low-glare diffuse light
- Asymmetric and diffuse options available
- 0-10V Dimmable



LA220
DIFFUSE



LA220
LOUVRE



LA2006
STEP BAFFLE

PRODUCT SPECIFICATIONS

INPUT VOLTAGE:

- 120-277V

CONSTRUCTION:

- Die-cast aluminum housing
- Low-profile face plates
- Tamper-resistant stainless steel hardware
- Silicone gasketed sealed wiring compartment
- Impact-resistant polycarbonate lens

BODY FINISH:

- Premium grade Akzonobel powder coating in Black**
- All parts painted after fabrication to facilitate safe installation with smooth edges, increase efficiency, and inhibit corrosion

FACEPLATES:

- Diffuse
- Louvre
- Step Baffle

NET WEIGHT:

- 6W: 1.5lbs
- 8W: 2.2lbs.

BEAM ANGLE:

- 90° (diffuse)
- Asymmetric (louvre)

CONTROL OPTIONS:

- 4W: Non-dimming
- 8W: 0-10V Dimming

MOUNTING: Recessed

COLOR TEMPERATURE: 3000K, 4000K

CRI: Up to 80

EFFICACY: Up to 60lm/W

IGNITION TIME: Less than 1sec.

OPERATING TEMPERATURE: -20°C to 45°C

POWER FACTOR: Greater than 0.90

IP RATING: IP65

ORDERING MATRIX

Sample Number: LA2209S7480DBDMG

PREFIX	CCT	CRI*	FACEPLATE	COLOR**	OPTIONS
LA2205S6	3: 3000K	80	D: Diffuse	B: Black	DMG: 0-10V Dimming
[4w, 300Lm, Non-Dimming]	4: 4000K		L: Louvre		(LA2209 Only)
LA2209S7					
[8W, 450Lm]					

PREFIX	CCT	CRI*	COLOR**	OPTIONS
LA2006C12	3: 3000K	80	B: Black	—
[12W, 1000Lm]	4: 4000K			

*90 CRI available; contact factory for details.
**RAL color available; contact factory for details.

US Help line - **1 800 645-6460**
p - **281 978-2509**
e - **us_sales@luceco.com**

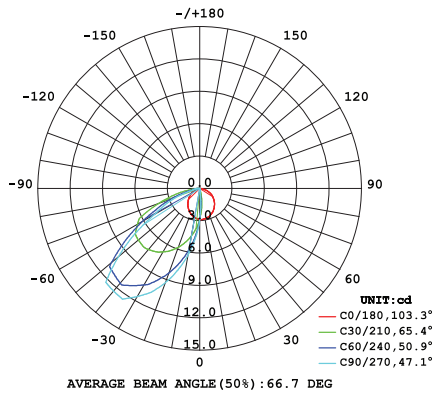
Luceco Inc
11050 West Little York Rd Building C-1
Houston, TX 77041

Visit our website at

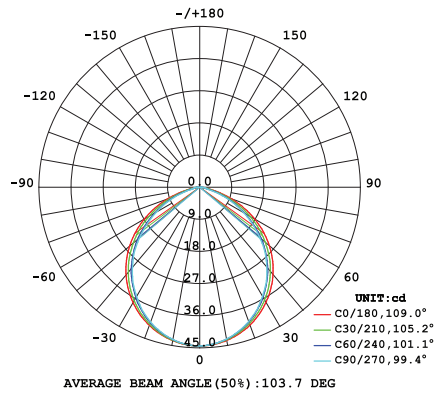
www.luceco.com

POLAR CANDELA DISTRIBUTION

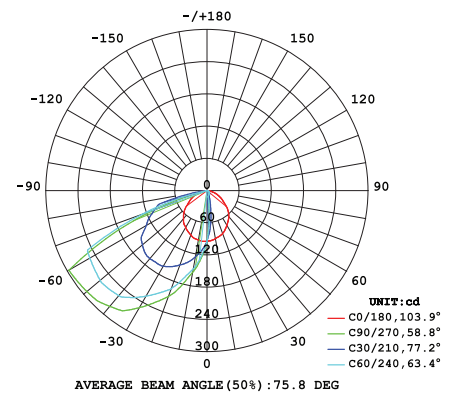
LA220 - LOUVRE



LA220 - DIFFUSE

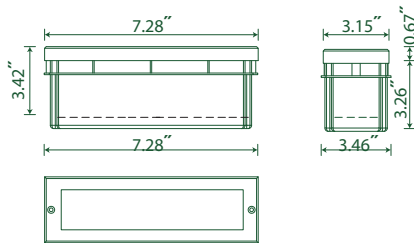


LA2006 - STEP BAFFLE

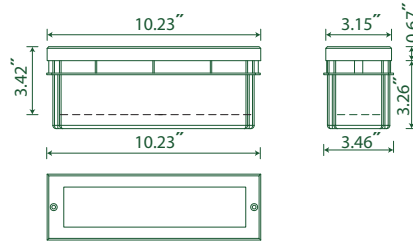


DIMENSIONS

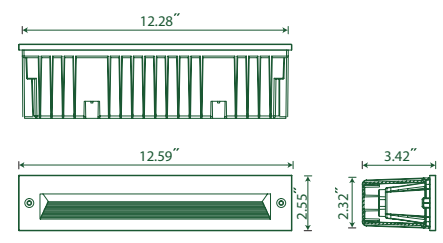
LA2205



LA2209



LA2006



STANDARDS

RoHS	Complies with restriction of the use of certain hazardous substances
ETL	North America safety standard compliance



RoHS



ATTRIBUTES

MODEL NUMBER	WATTAGE	LUMENS	EFFICACY lm/W	DIMMING
LA2205	4W	300	60	-
LA2209	8W	450	56	Dim
LA2006	12W	1000	83	-

*Note: Actual performance may differ due to end user application or environment. All values are design or typical values.

US Help line - **1 800 645-6460**
 p - **281 978-2509**
 e - **us_sales@luceco.com**

Luceco Inc
 11050 West Little York Rd Building C-1
 Houston, TX 77041

Visit our website at

www.luceco.com